

TRACKER[®] 570 & 700EPS



TRACKER
OFF ROAD

Shown with optional accessories.

570 & 700EPS PACKAGES, AND WINDSHIELDS

WINTER KIT W/ WINCH - 2436-967

Make work more fun in the snow with these essential accessories for those winter conditions. Bring on the snow! Fits Tracker 570 & 700 models.



ATV SPEEDPLOW STEEL
PLOW BLADE - 66" (2436-993)



STANDARD PLOW NEXT GEN PUSH
FRAME & MOUNT KIT (2436-534)



DELUXE HANDLEBAR/THUMB
WARMERS (2436-881)



3,000 LB. PROVANTAGE
WINCH KIT (3436-037)

WINTER KIT - 3436-072

Make work more fun in the snow with these essential accessories for those winter conditions. Bring on the snow! Fits Tracker 570 & 700 TT Strata models - Woodsman Edition



ATV SPEEDPLOW STEEL
PLOW BLADE - 66" (2436-993)



STANDARD PLOW NEXT GEN PUSH
FRAME & MOUNT KIT (2436-534)



DELUXE HANDLEBAR/THUMB
WARMERS (2436-881)

WINGUARD™ 2 WINDSHIELD

PART #: 2436-988 - BLACK MID HEIGHT

PART #: 2436-987- BLACK TALL

Attach and remove in seconds with no tools required. Unique TRACKER OFF ROAD™-exclusive dust management system. Multiple windshield heights for drivers of all sizes. Adjustable angle to optimize wind flow. Screen-printed graphics add style and accent vehicle body graphics. RAM® mount ready and fits over 200.



WARNING: Cancer and Reproductive Harm - www.P65Warnings.ca.gov.

This WARNING applies to all items that can be ordered on this page.

*No haggle no hassle™ National Price. Prices, package quantities, specifications and materials may change without notice. For more information visit TRACKEROFFROAD.COM on how to receive ship with kit pricing.

570 & 700EPS BUMPERS, SKID PLATES, AND WINCHES

FRONT BUMPER

PART #: 2436-192

Wide, steel box plate construction and durable, rust-inhibiting black wrinkle paint provide style and protection. Easy installation. Plate construction provides easy mounting of accessory lights.



REAR BUMPERS

PART #: 2436-504 - BRUSHGUARD BUMPER
PART #: 2436-518 - SPORT BUMPER

Custom designed for protection of rear frame, muffler, fenders and taillights. Durable, 1.5" dual-tube, powder-coated steel construction. 4-point mounting to the upper and lower frame for added strength.



SKID PLATE KIT & A-ARM GUARDS

Easy to install and contoured specifically for TRACKER OFF ROAD™ ATVs. Offers full-coverage protection for front and rear drive components. Made of highly durable 8-gauge 5052 aluminum. Aluminum provides greater protection against damage and corrosion.

PART #	DESCRIPTION
1 2436-510	SKID PLATE KIT
2 2436-508	A-ARM GUARDS - FRONT
3 2436-509	A-ARM GUARDS - REAR



3,000 LB. PROVANTAGE WINCH KIT

PART #: 3436-037

Includes 50' of durable wire cable. Powerful permanent magnet motor with 3,000 lbs. of pulling capacity. Convenient patented handlebar-mounted rocker switch. Plow roller fairlead with larger diameter bottom roller for reduced rope stress.



HAWSE FAIRLEAD

PART #: 2441-932

Double-coated Hawse Fairlead reduces rope wear and improves corrosion resistance.



570 & 700EPS WINCH ACCESSORIES

WIRELESS REMOTE UPGRADE KIT - ALL VEHICLES

PART #: 2436-110

Easy plug-and-play installation. 50' operation radius. Automatic system shut-off.



CORDED REMOTE UPGRADE KIT - ALL VEHICLES

PART #: 3436-030

Easy plug-and-play installation. Includes remote control with 10' of cord, storage bag, socket and wiring.



STANDARD ROLLER FAIRLEAD

PART #: 0441-403

For use with TRACKER OFF ROAD 570 and 700EPS ATVs.



PLOW ROLLER FAIRLEAD

PART #: 2441-931

Plow roller fairlead with larger diameter bottom roller for reduced rope stress.



WINCH ACCESSORIES KIT

PART #: 637639

Doubles the power of your winch with the handy pulley block. Clevis shackles (2) provide secure rigging. Includes sturdy 7,000 lb. tow straps (2). Packs conveniently into the rugged Cordura nylon case.



ATV SYNTHETIC WINCH ROPE

PART #: 0436-962 -
USE WITH 3,000 LB. WINCH

Rope does not burr like steel cable. Increased strength over steel cable. Better fatigue resistance than steel cable.



570 & 700EPS PLOWS

STANDARD PLOW NEXT GEN PUSH FRAME & MOUNT KIT

PART #: 2436-534

Winch-assisted installation. Easy push frame release with a simple push of the foot. Convenient 5-position angle adjustment with the foot pedal design allows you to adjust the angle of your blade without bending over. Shear pin protection helps protect the plow system from damage when hitting a solid object. Powder-coated steel square-tube design provides optimal strength and durability. Rubber shock absorbers offer protection from over-angling and soften the impact during a shear pin break. Use with SPEEDPlow plow blades (2436-991, 2436-993, 2436-994, or 2436-995). Frame Mount Kit included. NOTE: 66" blades not recommended for 500cc or less.



TIGERTRAX STANDARD PLOW NEXT GEN EXTENSION

PART #: 2436-535



Extends push frame to accommodate added height when tracks are installed. Directly bolts to Push Frame (2436-534). No drilling required. Fits standard plow Next Gen Push Frame.

SPEEDPLOW ONE-WAY BLADE ATTACHMENT

PART #: 2436-296 - 66" COUNTY BLADE

Converts SPEEDPlow blade into a one-way tapered blade. Stamped one-piece steel blade attachment rolls snow farther than standard SPEEDPlow blade. Steel frame with durable, glossy black powder-coated finish. Left-side drift cutter keeps snow contained and moves the snow to the right. Works with 17" tall SPEEDPlow blades.



SPEEDPLOW DRIFT CUTTERS - FOR 17" HEIGHT BLADE

PART #: 2436-276

Precision fit for SPEEDPlow blades to keep snow in the plow and aid in controlling snow and cutting cleaner passes. Does not work with curb guards. Sold in pairs. Use with 17" High ATV SPEEDplow blades.



570 & 700EPS PLOWS

ATV SPEEDPLOW STEEL PLOW BLADE – 17" HEIGHT

PART #: 2436-991 - 53" BLADE
PART #: 2436-993 - 66" BLADE

Stamped steel plow face adds increased rigidity to the face of the plow. Use with ATV standard plow Next Gen Push Frame.



ATV SPEEDPLOW POLYETHYLENE PLOW BLADE – 17" HEIGHT

PART #: 2436-994 - 53" BLADE
PART #: 2436-995 - 66" BLADE

Featuring a premium lightweight polyethylene blade face that offers long-lasting durability and sheds away snow. Use with ATV standard plow Next Gen Push Frame.



SPEEDPLOW UNIVERSAL BLADE CURB FINDER

PART #: 2436-275


Powder-coated, heavy-duty .25" stamped steel plate protects the plow from damage caused by contact with curbs. Easy to install on any SPEEDPlow blade. Does not work with drift cutters. Sold in pairs.



SPEEDPLOW STEEL WEAR BAR

PART #: 2436-316 - 53"
PART #: 2436-317 - 66"


Easy-install replacement steel wear bar.



SPEEDPLOW SNOW DEFLECTORS

PART #: 2436-308 - 53" BLADE
PART #: 2436-309 - 66" BLADE

Large rubber barrier increases forward movement of snow and prevents snow from rolling over the top of the blade. Steel support braces add strength and support to the rubber barrier. May be custom cut to length.



SPEEDPLOW UNIVERSAL EDGE MARKERS

PART #: 2436-277

One-piece, zinc-plated forged-steel base offers added strength and longevity, and mounts to predetermined mounting location in blade. Increased visibility with the high-visibility PVC marker, allowing for precision handling of your plow system. Sold in pairs.



570 & 700EPS HUNTING, TOOLS, AND CARGO STORAGE

GUN SCABBARD MOUNT

PART #: 3436-027

Adjustable for both right- or left-side mounting. Bolts to rear rack with included hardware. Accommodates Clamshell Gun Scabbard (3436-028), sold separately.



CLAMSHELL GUN SCABBARD & CASE

PART #: 3436-028

Removable internal gun case for additional transport options. Tough, high-density polyurethane outer shell. Carrying handle fits both left- and right-handed guns. Accommodates guns up to 51" total length, guns with pistol grips, and guns with scopes up to 60 mm.



DUAL MIRROR KIT

PART #: 1436-510

Lightweight, easy to install. Provides excellent dual rearview vision. Black powder coating for a long-lasting finish. Rustproof. Sold in pairs.



HANDLEBAR END MIRROR

PART #: 1436-507

Quick bar-end mounting on most ATVs. Does not interfere with hand movement. Vibration-free convex safety lens for ultraclear rearview vision. Sold individually.



MIRROR

PART #: 1436-702

Compact, yet offers excellent rear view. Requires Mirror-Mounting Bracket (1436-700). NOTE: Will only work on 1 side.



MIRROR-MOUNTING BRACKET

PART #: 1436-700

Use for mounting Mirror (1436-702).



DUAL TOOL/GUN HOLDERS

PART #: 0436-297

Adjustable rubber-lined hooks offer scratch-free tool anchoring. Secure hook-and-loop fastener straps allow for versatility. Universal mount for both front and rear tube-style racks. Sold in pairs.



570 & 700EPS COLD-WEATHER GEAR

ATV TIRE CHAINS

PART #: 0436-026 - SIZE B 24" & 25" TIRES (REAR)
 PART #: 0436-027- SIZE C 25" & 26" TIRES (REAR)



Gives maximum traction on snow and ice. Made from hardened steel with a grippy V-bar design. Easy-attach, secure, solid fit. Two sizes available. Sold in pairs. For use on rear tires only.

GRIP-IT GLUE

PART #: 0441-510 - 1oz.

Specially formulated for applying grips to recreational vehicles. Bonds up to 12 sets of grips. Required for handlebar grip installation.



STANDARD HANDLEBAR/THUMB WARMERS

PART #: 3436-025

Offers all-day warmth to hands and thumbs. Easy-to-install kit with 3-position (high/low/off) toggle switch. Secure molded connectors and replacement grips. Requires Grip-It Glue [0441-510].



DELUXE HANDLEBAR/THUMB WARMERS

PART #: 1436-271

All the features of the standard handlebar/thumb warmers plus a pod-mounted, 3-position rocker switch and easy-install wiring. Requires Grip-It Glue [0441-510].



ENGINE BLOCK HEATER

PART #: 2436-663

Makes cold-weather starting smoother. Prewarms liquid-cooled engines with 375 watts of power. Incorporated thermal switch prevents overheating and is UL®- and CSA-approved.



HANDLEBAR MUFFS

PART #: 2436-990

Water- and wind-resistant nylon outer. Easy-attach hook-and-loop fastener straps with an elastic grip strap. Sold in pairs.



570 & 700EPS VEHICLE COVERS, AND LICENSE PLATE

TRAILERABLE COVER

PART #: 3436-034 - WITH WINDSHIELD
PART #: 3436-033



Protective, water-resistant, urethane-coated, 600-denier polyester. Secure, heavy-duty straps at front, center, and rear. Fast, easy-to-use locking buckles. Fits with front and rear bumpers installed.

STORAGE COVER

PART #: 3436-032

Wards off sun, moisture and dust with urethane-coated, 150-denier polyester. Snug, custom fit from elastic stretch cords. Not for trailering.



LICENSE PLATE KIT

PART #: 2436-286 - BLACK

Easy-attach aluminum plate kit with room for letters, numbers, and state ID. Powder-coated black base plate with opposite-colored letters and numbers included.




570 & 700EPS TIGERTRAX

If you're looking for the next level in performance, the TRACKER OFF ROAD™ team has delivered! Building on the tried-and-true original TigerTrax system, we have brought you the next evolution in performance all-season tracks. Custom fit and optimized for your TRACKER OFF ROAD ATV, the TigerTrax 2 will take you farther and allow you to climb higher. It's the most terrain-capable, all-season ATV track system available today. Improved flotation, increased ground clearance, optimized frame geometry, aggressive track design and significant increase in ground traction will give you the edge in deep snow, sand, swamps, and the nastiest terrain. Simply stated, when there is terrain to be conquered and when you simply just need to get there, TigerTrax 2 will take you there. NOTE: REQUIRES TRACK KIT AND MOUNT KIT, SOLD SEPARATELY.


ALL-SEASON ATV TRACK KIT

PART #: 3436-029



MOUNTING BRACKETS

PART #: 2436-562



**No haggle no hassle™ National Price. Prices, package quantities, specifications and materials may change without notice. For more information, visit TRACKEROFFROAD.COM.*

UNIVERSAL ATV & SIDE-BY-SIDE



TRACKER
OFF ROAD

Shown with optional accessories.

UNIVERSAL SPORT CART STEERING WHEELS

13" PREMIUM ITALIAN STEERING WHEELS

PART #: 750630PKG - CHROME
PART #: 750631PKG - BRUSHED

Italian designed. Premium style and ultimate comfort. 13.8" diameter. 1.6" thickness. Built in Hub for ease of installation. Kit includes: steering wheel with built in hub and installation instruction.



13" STEERING WHEELS

Soft touch 13" and 14" steering wheels with plastic inserts. Easy to install. Available in 10 colors. Kit Includes: 13" or 14" steering wheel, installation hardware, and chrome or black adapter.

13" BLACK AND SILVER

PART #: PF12047PKG - CHROME ADAPTER
PART #: PF12048PKG - BLACK ADAPTER



13" WOOD GRAIN

PART #: PF12039PKG - CHROME ADAPTER
PART #: PF12040PKG - BLACK ADAPTER



13" RED

PART #: PF12043PKG - CHROME ADAPTER
PART #: PF12044PKG - BLACK ADAPTER



13" BLACK AND BLUE

PART #: PF12051PKG - CHROME ADAPTER
PART #: PF12052PKG - BLACK ADAPTER



13" BLACK AND YELLOW

PART #: PF12055PKG - CHROME ADAPTER
PART #: PF12056PKG - BLACK ADAPTER



13" BLACK

PART #: PF12067PKG - CHROME ADAPTER
PART #: PF12068PKG - BLACK ADAPTER



UNIVERSAL SPORT CART STEERING WHEELS

14" STEERING WHEELS

Soft touch 13" and 14" steering wheels with plastic inserts. Easy to install. Available in 10 colors.
Kit Includes: 13" or 14" steering wheel, installation hardware, and chrome or black adapter

14" BLACK

PART #: PF10114PKG - CHROME ADAPTER
PART #: PF10121PKG - BLACK ADAPTER



14" CARBON FIBER

PART #: PF12035PKG - CHROME ADAPTER
PART #: PF12036PKG - BLACK ADAPTER



14" BLACK WITH CHROME

PART #: PF12063PKG - CHROME ADAPTER
PART #: PF12064PKG - BLACK ADAPTER



14" BLACK WITH RED STITCHING

PART #: PF12059PKG - CHROME ADAPTER
PART #: PF12060PKG - BLACK ADAPTER



UNIVERSAL MOWING

57" DELUXE BRUSH MOWER

PART #: 2436-997

23 HP Briggs & Stratton® Intek™ twin-cylinder engine with electric start (battery not included). 57" cut width. Heavy-duty, 10-gauge steel deck. 4-tire design adds support on uneven ground. Cuts up to 2" diameter saplings and brush. 2" to 8" height adjustment from two independent cranks. Reduces bunching and gives discharge a mulched look from twin 30" blades. Allow 2 to 3 weeks for delivery.



570, 700EPS, 500S, 800SX, 800SX CREW, SVX1000

44" BRUSH MOWER

PART #: 2436-996

19.5 HP Briggs & Stratton Intek electric start engine (battery not included). 44" cutting width; single crank easily adjusts cutting height from 2" to 8". 10-gauge steel main deck with 7-gauge side plates. Cuts up to 2" diameter saplings while twin blade design provides mulching capability. Universal articulating hitch allows you to cut to the left, to the right, or directly behind your ATV. 4-tire design provides increased stability and ease over rough terrain. 3-gallon gas tank. Allow 2 to 3 weeks for delivery.



570, 700EPS, 500S, 800SX, 800SX CREW, SVX1000

60" FINISH MOWER

PART #: 2436-061

19.5 HP Briggs & Stratton Intek OHV electric start engine (battery not included). 58" cutting width; 1" to 4" cutting height range. Rugged 11-gauge-thick steel main deck and reinforcement plates. Increased capacity and cut quality from wide side discharge, deep deck design and 3" to 20" blades. Low-profile design makes it easy to mow under low tree branches. Large 3-gallon gas tank provides 3 to 3.5 hours of run time. Allow 2 to 3 weeks for delivery.



570, 700EPS, 500S, 800SX, 800SX CREW, SVX1000

ELECTRIC LIFT

PART #: 1436-242 - FITS 57" DELUXE BRUSH MOWER (1436-251)

PART #: 1436-712 - FITS 44" BRUSH MOWER (1436-710)

Allows for quick cutting-height changes on the go with a 1,500 lb. linear screw actuator.



570, 700EPS, 500S, 800SX, 800SX CREW, SVX1000

WARNING: Cancer and Reproductive Harm - www.P65Warnings.ca.gov.

This WARNING applies to all items that can be ordered on this page.

*No haggle no hassle™ National Price. Prices, package quantities, specifications and materials may change without notice. For more information, visit TRACKEROFFROAD.COM.

UNIVERSAL SPRAYER, TRAILER, AND LIGHTING

ECONO SPRAYER

PART #: 2436-981

Large 20-gallon capacity. Spot sprayer with 0.9-GPM pump and built-in switch. 15' hose with lightweight wand for extended reach. Universal fit requires two Ratchet Tie-Downs.



570, 700EPS

CARGO TRAILER



PART #: 2436-986

Rugged, high-impact polyethylene construction. 20-cu.-ft., 1,000 lb. maximum payload capacity. Large flotation tires with high-speed wheel hubs and bearings. Power rail technology that never rusts, rots, or wears out. Easy-unload tilt bed. Includes 2" coupler receiver. 65" L x 46" W x 14" D.

570, 700EPS, 500S, 800SX, 800SX CREW, SVX1000

LED HEADLIGHT BULBS

PART #: 2436-804 (PAIR) - 800SX, 800SX CREW

PART #: 2436-813 (PAIR) - 570, 700, 500S, & XTR1000

Philips Lumileds. 4,000 lumens per set. 6,000K color temperature. Copper weave heat sink for extended life. Adjustable positioning collar for optimal light output. Two-year limited warranty. Made in USA.



UNIVERSAL

UNIVERSAL ELECTRONICS

ACCESSORY PLUG KIT

PART #: 0436-435

Powers 12-volt DC accessories from a cigarette-lighter-style outlet. 15 amps max.



ACCESSORY EXTENSION HARNESSES

PART #: 1436-834 - 24"

PART #: 1436-643 - 66"

Used to extend any Style 21 accessory plug. Allows you to add lights where you want them.



ELECTRICAL PLUG

PART #: 0436-087

Add 12-volt DC accessory plug (Style 21) to your vehicle. Links power to trailed accessories with a 12-volt DC connection. 12" plug-in link. 15 amps max.



570, 700EPS, 500S, 800SX, 800SX CREW, SVX1000, XTR1000, EV

SWITCH

PART #: 1436-178

Non-backlit on/off switch for additional accessories.



LED LIGHT BAR SWITCH

PART #: 2441-357
DUAL LED LIGHT BAR

PART #: 0409-204
SINGLE LED LIGHT BAR



SWITCH MOUNT PANEL KIT

PART #: 1436-008

Includes switch panel and two plugs for installing added accessories. Accommodates rectangular-style switches.



570, 700EPS, 500S, 800SX, 800SX CREW, SVX1000, XTR1000, EV

ACCESSORY ADAPTERS

PART #: 1639-623 - 2-OUTLET

PART #: 1639-624 - 3-OUTLET

Conveniently plugs into 12-volt accessory plug (Style 21). Powers multiple 12-volt accessories. 15 amps max.



570, 700EPS, 500S, 800SX, 800SX CREW, SVX1000, XTR1000, EV

POWER & NOISE FILTER

PART #: 2436-134

Lightbar in-line filter to avoid static when operating a Lightbar and a radio. Deutsch connection required.



SVX1000, EV

UNIVERSAL ACCESSORIES

RATCHET TIE-DOWNS

PART #: 2436-983

Spring-loaded retainer clips prevent S-hooks from falling off. Comfortable ratchet-handle grip. Large grab handle for easy length adjustment. 1.125" x 102", 1,200 lb. rating. Sold in pairs.



570, 700EPS, 500S, 800SX, 800SX CREW, SVX1000, XTR1000, EV

SHOCKSTRAP RATCHET STRAP

PART #: 2436-985



STANDARD TIE-DOWNS

PART #: 7639-181

Secures ATV to trailer with high-quality, durable, 69" nylon straps. 1,000 lb. rating; sold in pairs.



570, 700EPS, 500S, 800SX, 800SX CREW, SVX1000, XTR1000, EV

TOW STRAP WITH CLEVIS

PART #: 2436-491

10,000 lb. tensile strength for durability. Heavy-duty, 20' tow strap with included storage bag. Looped at ends with easy-attach, rust-resistant, zinc-plated shackles.



REGISTRATION PLATE

PART #: 2436-286 - BLACK

4" x 7.75" aluminum plate. Powder-coat finish. Includes letter assortment, coated clamps, and hardware. May require drilling for universal fit.



570, 700EPS, 500S, 800SX, 800SX CREW, SVX1000, XTR1000, EV

GRAB HANDLES

PART #: 2436-984

Convenient multiuse grab handles for ROPS. Features nonslip grip connection. Sold in pairs.



500S, 800SX, 800SX CREW, EV

UNIVERSAL ACCESSORIES

TRAILSIDE KIT

PART #: 2436-989

Perfect for any rider. Provides trail repair essentials should that unwanted moment happen. Includes: Air Compressor, tire repair kit, jumper cables, ratchet tie-down straps, tow strap, zip ties, duct tape, cloth rags, first aid kit.

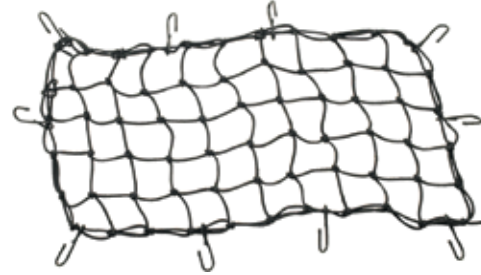


570, 700EPS, 500S, 800SX, 800SX CREW, SVX1000, XTR1000, EV

CARGO NET

PART #: 2436-454

Versatile 15" x 30" net with coated steel hooks. Secures cargo or other items to rack or cargo bed.



570, 700EPS, 500S, 800SX, 800SX CREW, SVX1000, XTR1000, EV

RECEIVER HITCH & CHROME BALLS

Features rugged, rust-resistant, high-gloss, powder-coated finish. Heavy-duty design for 2" x 2" receivers and 1" shank balls. Includes pin and clip. For off-road use only.



570, 700EPS, 500S, 800SX, 800SX CREW

HITCH LOCK

PART #: 1436-855

Durable hardened steel with black finish and quarter-turn lock. Tubular key won't bend, cannot be false-locked. Dust cap included. Ideal for locking your Winch Carrier to the Front Winch Mount. 5/8" pin fits 2" x 2" receivers.



570, 700EPS, 500S, 800SX, 800SX CREW, SVX1000

UNIVERSAL BATTERY CHARGERS

BATTERY JUMP PACK

PART #: 2436-980

Quickly start your ATV/UTV. Lightweight, long-lasting 8,000 mAh lithium ion power source. Features LCD display, two USB charging ports, and a powerful 3-mode LED light. Cranking current; 400A peak, 200A cranking. Includes smart cables, AC, and 12-volt car charging adapter.



570, 700EPS, 500S, 800SX, 800SX CREW, SVX1000, XTR1000, EV

1.5A BATTERY MAINTAINER

PART #: 8639-357

Fully automatic maintainer for ATV/UTV batteries. Automatic voltage detection. Reverse hook-up protection. Includes alligator clips and ring terminal leads. 12-volt, 1.5A.



570, 700EPS, 500S, 800SX, 800SX CREW, SVX1000, XTR1000, EV

HEAVY-DUTY SEALED BATTERY

PART #: 0445-170

Increased starting power from lead-calcium technology. Leak-free, spillproof design. 30-amp-hour rated. 385 cold-cranking amps. 6.5" L x 5.17" W x 6.9" H.



570, 700EPS, 500S, 800SX, 800SX CREW, SVX1000, XTR1000, EV

UNIVERSAL BATTERY CHARGERS

ADDITIONAL BATTERY LEADS

Comfort indicator leads feature a 3-LED battery condition indicator. Works with 0.8A battery charger (7639-503)

ALLIGATOR CLIPS

PART #: 5639-421



RING TERMINALS

PART #: 5639-420



STYLE 21 ADAPTER

PART #: 5639-484



OUTLET

PART #: 5639-422



COMFORT INDICATOR - STYLE 21

PART #: 5639-397



COMFORT INDICATOR - RING TERMINALS

PART #: 5639-485



570, 700EPS, 500S, 800SX, 800SX CREW, SVX1000, XTR1000, EV

COMFORT INDICATOR - DASH MOUNT (128" LEADS)

PART #: 7639-191



570, 700EPS, 500S, 800SX, 800SX CREW, SVX1000, XTR1000, EV

*No haggle no hassle™ National Price. Prices, package quantities, specifications and materials may change without notice. For more information, visit TRACKEROFFROAD.COM.

UNIVERSAL OIL & CARE

OIL

Refer to owner's manual for your vehicle's oil and lubricant specifications. All oil products are drop-shipped by supplier, potentially resulting in longer delivery time.

0W-40 SYNTHETIC OIL CHANGE KIT



Everything you need to properly service your ATV/ROV: 4-cycle oil, oil filter. See owner's manual for engine specs.

0W-40 SYNTHETIC OIL



Advanced multigrade. Superior rust and corrosion protection even during periods of nonuse. Offers maximum engine performance along with unique shear-stable additive formula that protects against engine wear, carbon buildup and sludge formation. Wet-clutch certified for use in TRACKER OFF ROAD™ wet-clutch engines. Automotive engine oils DO NOT meet the requirements for use in TRACKER OFF ROAD ATVs equipped with a wet clutch.

PART #	DESCRIPTION	MODEL	PART #	DESCRIPTION	MODEL
2436-776	GALLON	XTR1000	2436-785	QUART	UNIVERSAL
2436-775	GALLON	SVX1000	2436-784	GALLON	UNIVERSAL
2436-777	GALLON	500S, 570, 700EPS	2436-694	16 GALLON DRUM	UNIVERSAL
2436-774	GALLON	800SX/800SX CREW	2436-695	55 GALLON DRUM	UNIVERSAL

15W-50 SYNTHETIC OIL



Full Synthetic 15W-50 is a heavier-viscosity formula of the original, proven Synthetic 4-Cycle Oil. Formulated specifically for hot-weather use, it provides ultimate hot-temperature engine protection and prevents thermal breakdown in severe conditions. NOTE: Not recommended for use in ambient temperatures below 32° F heavier viscosity will make starting more difficult in extreme cold.

4 CYCLE 10W-40 OIL



4-cycle oil for use with wet-clutch systems reduces component wear and maximizes transmission protection

PART #	DESCRIPTION	MODEL	PART #	DESCRIPTION	MODEL
2436-787	QUART	UNIVERSAL	2436-879	QUART	UNIVERSAL
2436-786	GALLON	UNIVERSAL	2639-103	16 GALLON DRUM	UNIVERSAL

80W-90 GEAR LUBE

Extreme pressure, temperature-stable lubricant for tough conditions. Use in both front and rear differentials and transmissions see applications and exceptions.

SYNTHETIC EXTREME PRESSURE TRANSAXLE FLUID



TRACKER OFF ROAD Synthetic Extreme Pressure Transaxle Fluid is a full-synthetic lubricant designed to provide complete lubrication and protection for transaxles. Lighter-viscosity formula is more fluid at cold temperatures and remains stable at high temperatures. Protects against wear, oxidation and corrosion. Long-life formula resists shearing.

PART #	DESCRIPTION	MODEL	PART #	DESCRIPTION	MODEL
2436-788	QUART	FRONT & REAR: 570, 700EPS, 500S	2436-789	41 OZ.	REAR TRANSAXLE: 800SX, 800SX CREW XTR1000
		FRONT: 800SX, 800SX CREW, XTR1000			
		REAR: 300, SVX1000			
		TRANSMISSIONS: 90,300			
		*EXCLUDES			
		REAR: 800SX, 800SX CREW, XTR1000			
		FRONT: SVX1000			

UNIVERSAL OIL & CARE

FRONT DIFFERENTIAL OIL



Cools, lubricates, and protects front differential
Shear stable for longterm duability
Excellent anti-wear protection

PART #	DESCRIPTION	MODEL
2436-795	8 OZ	SVX1000

DOT 4 BRAKE FLUID

Premium fluid designed with corrosion and oxidation inhibitors. Optimizes brake performance if moisture is introduced into the brake system.

PART #	DESCRIPTION	MODEL
2436-792	12 OZ.	300, 570, 700EPS, 500S, 800SX, 800SX CREW, SVX1000, XTR1000

TRACKER® ANTIFREEZE 60/40 EXTENDED LIFE



Protects against freezing to -62°F and has boiling point of 270°F. Extended-Life Antifreeze has three times longer service life. Pre-mixed and ready to pour.

PART #	DESCRIPTION	MODEL
2436-794	GALLON	300, 570, 700EPS, 500S, 800SX, 800SX CREW, SVX1000, XTR1000

DRUM PUMP



Multi-viscosity spill proof transfer. Made of high quality materials.

PART #	DESCRIPTION
1639-249	16 & 55 GALLON DRUMS

OIL FILTERS

Premium replacement oil filters.



PART #	MODEL
0812-130	XTR1000
105041	SVX1000
0812-110	800SX, 800SX CREW
0812-034	570, 700EPS, 500S

VEHICLE WASH AND CLEANER



Concentrated liquid cleaner. Superior cleaning ability on heavy mud, trail film and grease. Dries streak and spot free. Biodegradable and Environmentally friendly.

PART #	DESCRIPTION	MODEL
4639-631	1 GALLON	UNIVERSAL
4639-630	5 GALLON	UNIVERSAL
4639-629	30 GALLON	UNIVERSAL

HEAVY DUTY CLEANER & DEGREASER



Highly concentrated liquid cleaner. Removes dirt, oil and grease from floors, walls, parts and engines. Biodegradable plant-based solvents help dissolve and remove tree sap, adhesives and paint. Excellent product in water based parts washers.

PART #	DESCRIPTION	MODEL
4639-637	1 GALLON	UNIVERSAL
4639-636	5 GALLON	UNIVERSAL
4639-635	30 GALLON	UNIVERSAL

*No haggle no hassle™ National Price. Prices, package quantities, specifications and materials may change without notice. For more information, visit TRACKEROFFROAD.COM.